

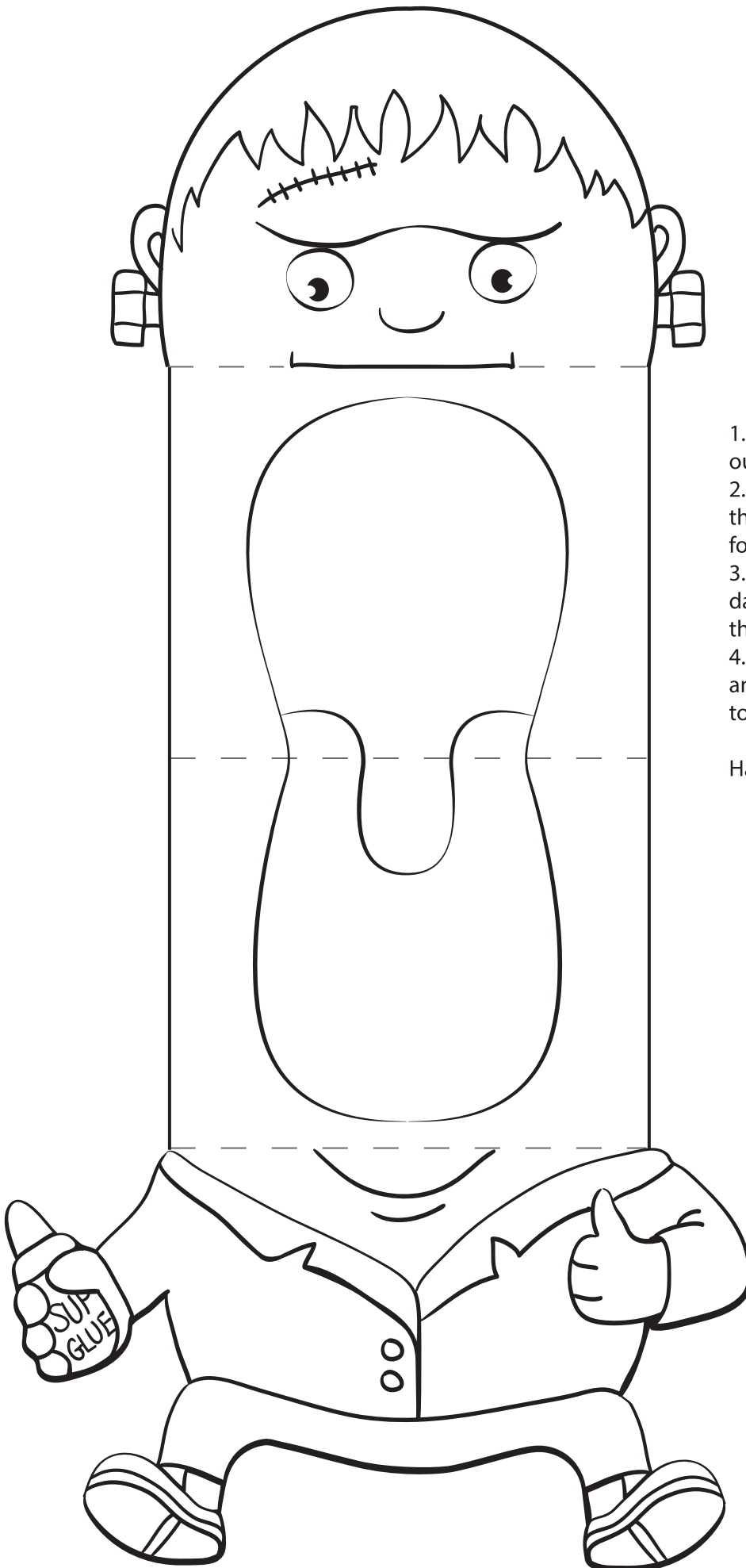

Little Frankie
from
**Scary
Tales**

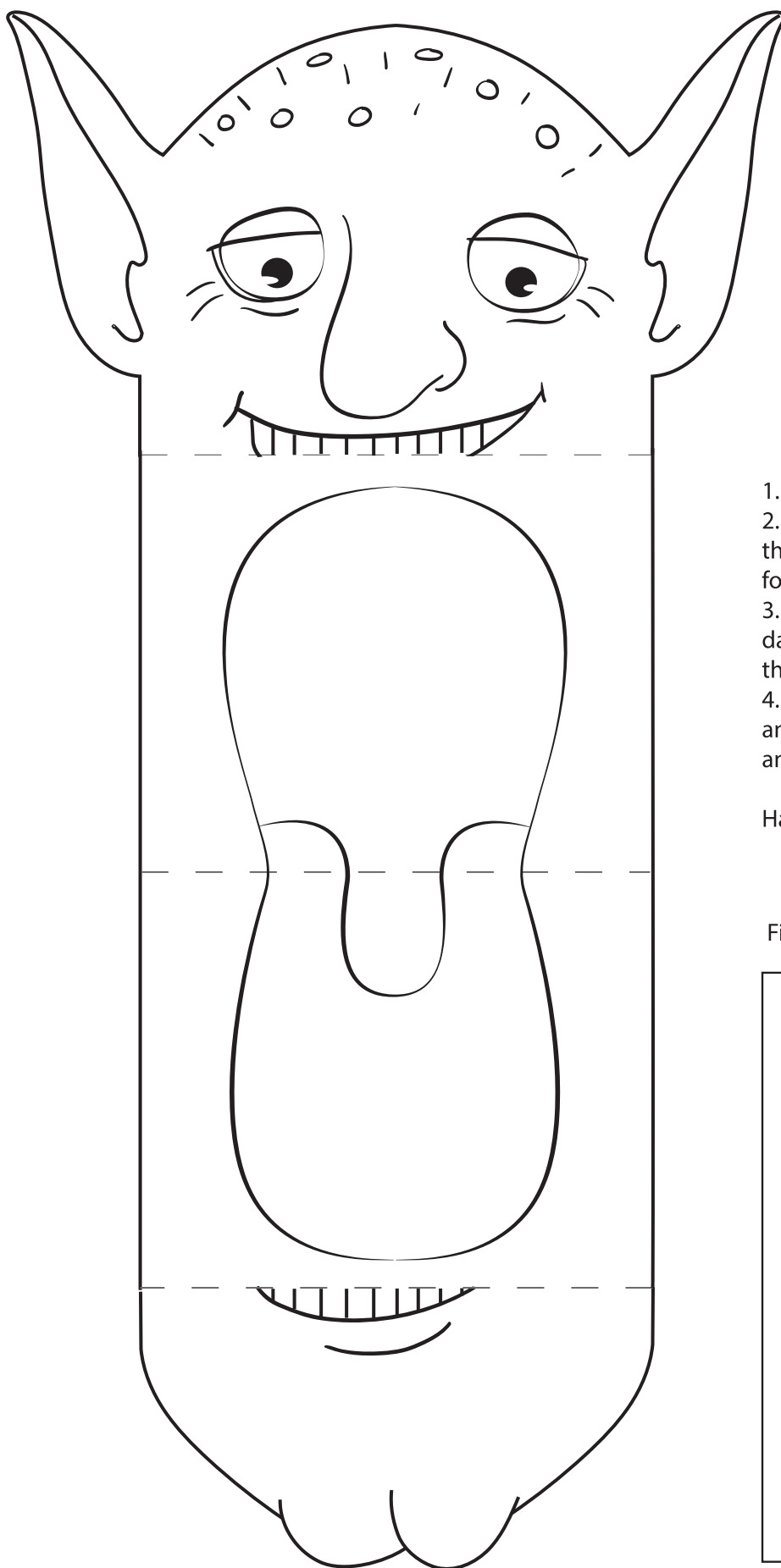
Rhymes for Brave Children

1. Colour in Little Frankie before cutting out.
2. Fold along the centre dashed lines with the print facing inwards, this is a valley fold.
3. Next fold along the remaining two dashed lines with the print facing out these are called mountain folds.
4. Cut the two rectangular finger straps and tape to the back of the puppet, close to the centre fold.

Have fun with Little Frankie!

Finger straps






The Goblin
from
**Scary
Tales**

Rhymes for Brave Children

1. Colour in the Goblin before cutting out.
2. Fold along the centre dashed lines with the print facing inwards, this is a valley fold.
3. Next fold along the remaining two dashed lines with the print facing out these are called mountain folds.
4. Cut the two rectangular finger straps and tape to the back of the puppet, top and bottom and close to the centre fold.

Have fun with the Goblin!

Finger straps



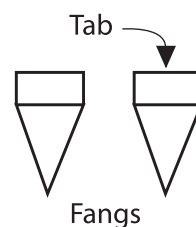
Finger straps


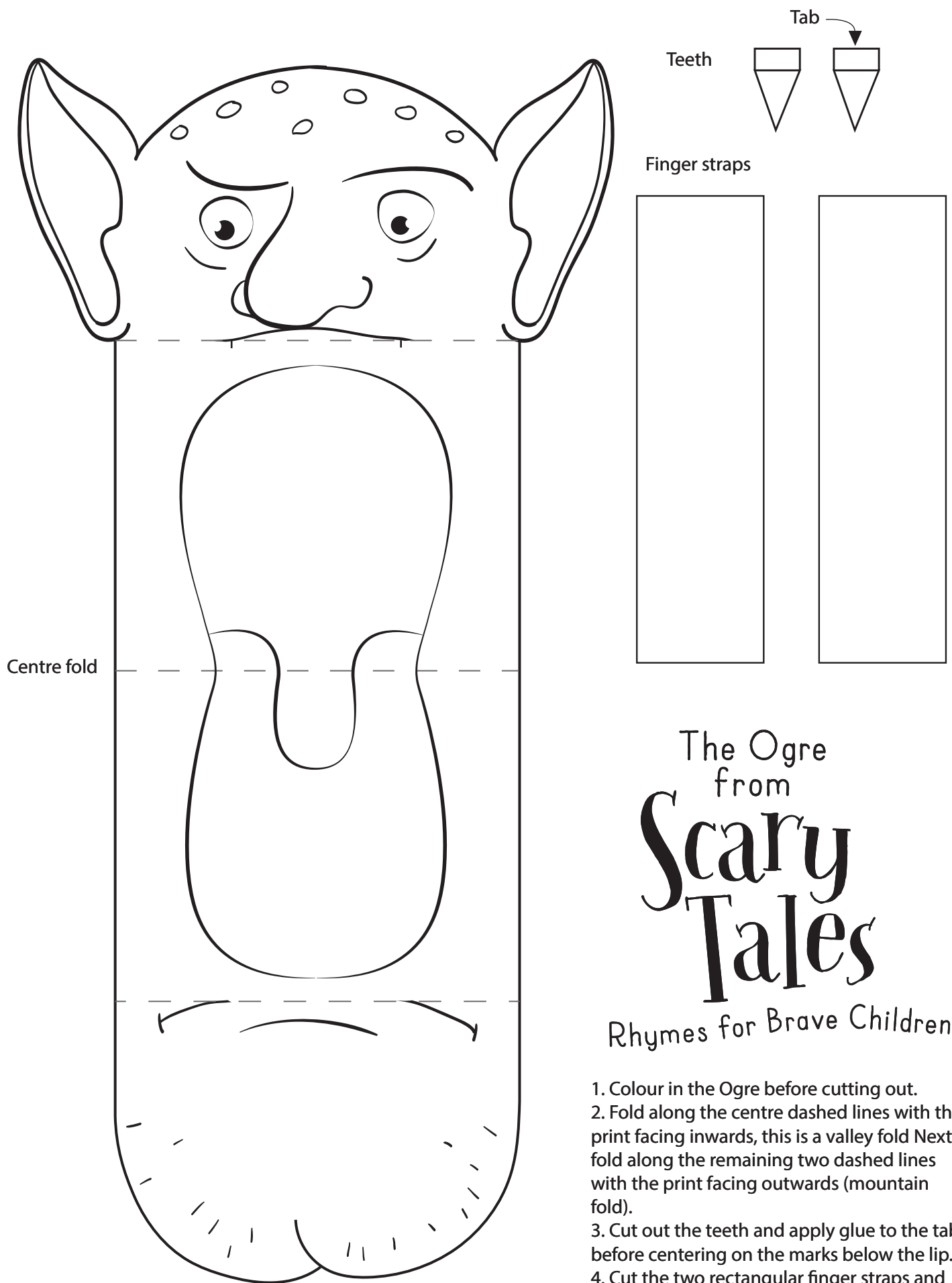
Hector
the Zombie Cat
from
**Scary
Tales**

Rhymes for Brave Children

1. Colour in Hector before cutting out.
2. Fold along the centre dashed lines with the print facing inwards, this is a valley fold.
3. Next fold along the remaining two dashed lines with the print facing outwards (mountain fold).
4. Cut out the teeth and apply glue to the tab before centering on the marks below the lip.
5. Cut the two rectangular finger straps and tape to the back of the puppet, close to the centre fold.

Have fun with Hector!






The Ogre from **Scary Tales**

Rhymes for Brave Children

1. Colour in the Ogre before cutting out.
2. Fold along the centre dashed lines with the print facing inwards, this is a valley fold Next fold along the remaining two dashed lines with the print facing outwards (mountain fold).
3. Cut out the teeth and apply glue to the tab before centering on the marks below the lip.
4. Cut the two rectangular finger straps and tape to the back of the puppet, close to the centre fold.
5. Have fun with your Ogre!







Who's the Scariest?

"Mirror, mirror, on the wall,
Who's the scariest of them all?"

"It's always been you my goblin queen,
You're the scariest one I've seen.
Your pointy ears, your rough green skin,
Your large hooked nose, your spiky chin.
Your popping eyes, so bright and yellow,
The way you scream, the way you bellow.

But today I saw a human being,
And couldn't believe what I was seeing.
Her skin so pale, her lips so red,
A sparkling tiara on her head.
The most hideous creature I've ever seen,
Even more frightful than you, my queen."

"Tell me who. That can't be right!"

"I'm told she's known as ... Snow White."

"Mirror, mirrow, on the wall,
Who's the scariest of them all?"

"I cannot lie, I must be true,
Snow White, my queen, is scarier than you!"



